










CLASES PRESENCIALES

1. Práctica de bosquejos. (Repinta tus dibujos con marcador)






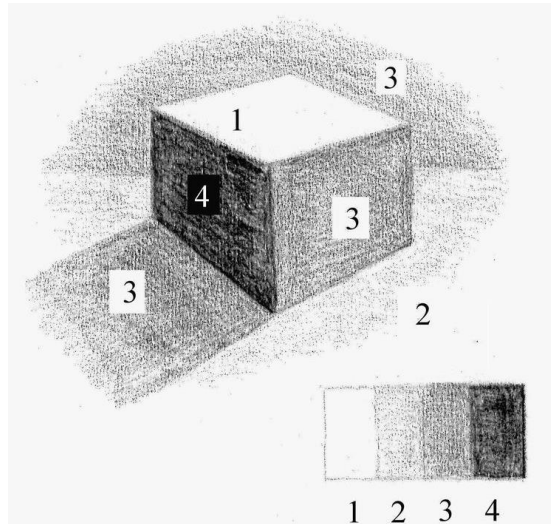
1.



2. Técnica para sombras en espacios planos
3. Sombreados: Uniforme y Oscuro-Claro



4. Posición de sombras: Práctica en grafito y lápices de colores.





5. Práctica en Paisajes, aplicación de técnicas por capas.



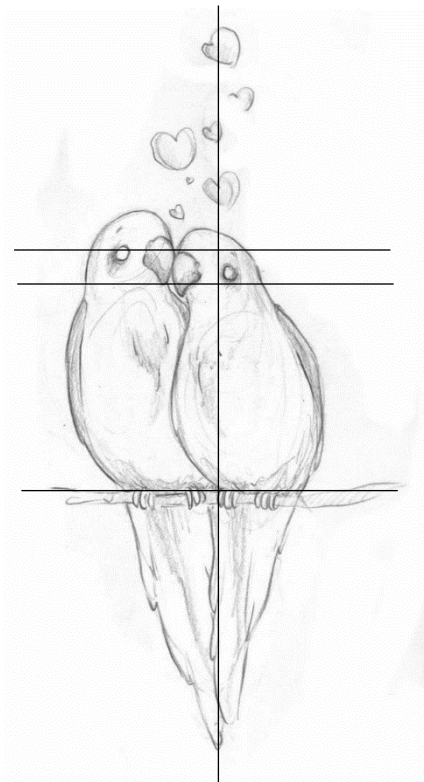
PRINCIPIANTES 2

6. Sombras para zonas curvas: Técnica de óvalo y texturas










7. Práctica de capas

(Si deseas, pinta los bosquejos que hicimos en la segunda semana)



8. Práctica de sombras en lápices de colores y grafito


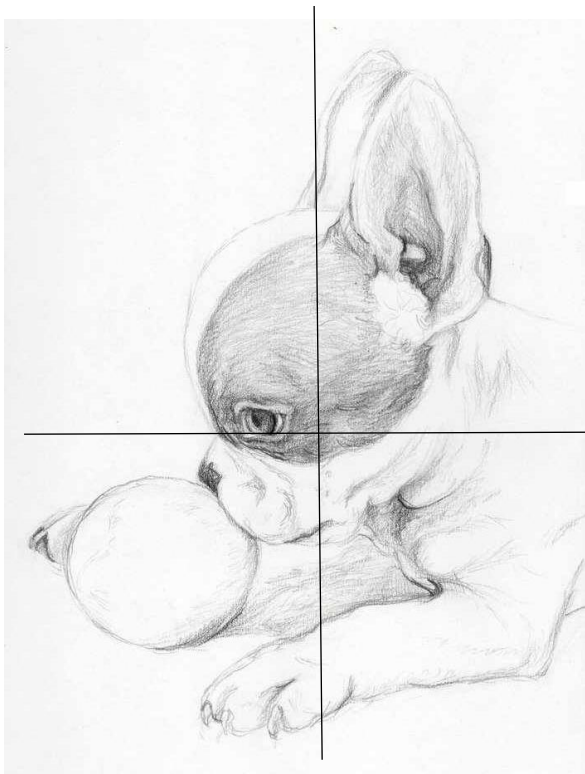






PRINCIPIANTES 3

10. Técnica de VISTOS .

Práctica en GRAFITO y LÁPICES DE COLORES.






CONTENIDO

INTERMEDIOS 1

11.Práctica de dibujos más complejos con Vistos





Pinturas con acrílico

